











Risk Assessment

In accordance with the Health and Safety at Work Act 2015

Ref No 3:2
Date of Issue
January 2020

Task	Pedestrian Rotary Mowing	Location	Various
Name of Assessor	Michael O'Keefe		
Job Title	Owner/operator		
Signature		Review Date	10th January 2020
Review Details (Reviewed following change in equipment, activity or incident, or as a minimum on an annual basis)			
Name		Review Date	
Name		Review Date	
Name		Review Date	

Persons at Risk									
Operatives			Public /Visitors				Other Contractors		
Y			Y				Y		
Operative PPE requirements for this operation									
									
Safety Boots	Coveralls	Gloves	Eye Protection	Hearing Protection	Face Protection	Hard Hats	Hi Viz Vest/Clothing	Dust Mask	Wellington Boots
Y	Y	Y	N	Y	Y	N	Y	N	N
Specific PPE comments or requirements									
Coveralls means uniform/ clothing, Gloves when fuelling, adjusting or cleaning, Face protection when washing off or cleaning									

Estimated Level of Risk (Based on Findings)		
Low (1-4)	Medium (5-12)	High (13-25)
Yes		

Emergency Details			
Nearest A & E:	Cromwell Medical Centre	Telephone No:	03 445 1119
Supervisor Name:	Michael O'Keefe	Telephone No:	021 082 46643



Risk Assessment

In accordance with the Health and Safety at Work Act 2015

Ref No 3:2
Date of Issue
January 2020

Severity of Outcome		Rating Given			Likelihood			Rating Given		
First Aid injury or minor property damage		1			Highly Unlikely			1		
Minor injury or property damage		2			Unlikely			2		
Potential lost time injury or short term ill health		3			Medium			3		
Major illness or injury		4			Likely, may occur regularly			4		
Fatal or disabling injury or serious ill health		5			Highly Likely, certain or almost certain to occur			5		

Apply a rating to both likelihood and severity and then multiply together to give actual risk rating of a particular hazard

Hazard	Risk	L	S	R	Control Measures	L	S	R	Further Action Required
Defective Equipment	Defective equipment presents a risk of injury	3	5	15	<p>Before use, carry out and record weekly safety checks of machines, pay specific attention to safety devices such as cut outs (dead mans handle)</p> <p>If thought to be defective at any time, cease use of machine and attach a defect tag to isolate from use.</p> <p>Report any defects to your Supervisor</p> <p>Ensure machines is regularly serviced in accordance with manufacturers recommendations</p>	1	3	3	
Moving Blades	Risk of cuts to hands and fingers, trapping of hands and feet in moving blades	4	4	16	<p>Only trained operatives to use the equipment.</p> <p>Never operate machine without all guards in place.</p> <p>Never place hands into the danger zone, under cutting deck.</p> <p>Never run the machine unless upright, with blade facing down to the ground.</p> <p>Never place hands on blade or in the blade area even during maintenance. If cutting equipment becomes blocked, use push stick to clear.</p>	1	4	4	
Hot Engine/ parts	Burns to hands from hot engine and exhaust system	3	3	9	Keep hands clear from engine and exhaust, even after use.	1	3	3	
Refuelling/ storing petrol	Contact with harmful substance, Fire, Theft and Risk of pollution	3	3	9	<p>Ensure operatives are briefed on the use of petrol and aware of H&S (Hazardous Substances) Regulations 2017</p> <p>Wear gloves when handling petrol</p> <p>Store petrol in safe jerry can only (max size 10lt)</p> <p>Secure fuel cans when not in use</p> <p>Vehicles carrying petrol to have 1kg Fire extinguisher (Foam or CO2) on board</p> <p>Refill machines on level ground when machine has cooled, using a funnel or pouring spout from petrol can.</p> <p>Do not overfill machine with fuel</p> <p>Clean up all spillages, however small.</p>	1	3	3	



Risk Assessment

In accordance with the Health and Safety at Work Act 2015

Ref No 3:2
Date of Issue
January 2020

Hazard	Risk	L	S	R	Control Measures	L	S	R	Further Action Required
Noise	Excessive noise exposure may contribute to Noise induced hearing loss	4	4	16	Report defective equipment and cease use immediately. Wear Ear protection with minimum Class 4.	1	4	4	
Vibration	Exposure to excessive vibration may cause ill health	3	4	12	Ensure operatives are aware of the risks of vibration. Maintain equipment in good order, do not operate faulty or defective equipment.	1	4	4	
Manual Handling	Risk of injury from lifting machine, manoeuvring machine or poor set up of controls prior to use	2	3	6	Avoid lifting mowers whenever possible, If required, do not lift mower without assistance Whenever manoeuvring, use the drive mechanism to reduce pushing and pulling where possible. Wear gloves when handling machinery Avoid placing hands under the deck or on hot engine parts when handling	1	3	3	
Site / Work environment Hazards Site surface hazards	Outdoor sites beyond the control of the company may have slip, trip or fall hazards, such as damaged surfacing/ edgings, manholes and inspection covers, build ups of debris or algae or uneven ground conditions that could lead to slips and trips that result in injury	3	4	12	When working out on sites remain vigilant of site surroundings; Do not walk or work from damaged or defective paving. Do not stand on manhole covers, inspection covers or temporary surfacing as they may give way underfoot. Do not walk backwards as this increases the chances of trips and slips Do not run on site, unless in an emergency, as this also increases the risk of falls and trips. Do not attempt to repair site defects unless you are trained, competent and authorised to do so.	1	4	4	All site defects or damage of this type to be reported as a near miss to enable action to be taken to make safe. Near misses to be reported to your Manager using the pads provided.
Site / Work environment hazards. Unexpected obstacles, obstructions and on site debris	Risk of injury or ill health as a result of trying to attempt or move items that may be in the way; fallen branches, fly-tipped material, damaged or fallen headstones, damaged fencing or other materials.	2	4	8	Do not lift or attempt to move items which are too heavy to lift – (greater than 15kg) Do not move items that could be thought to be heavy, hazardous or harmful without the necessary risk assessment being conducted. In all cases report the matter to your Supervisor and wait for instruction before moving or handling materials or items. Do not move or disturb items that may belong to others or that may have been damaged, report all cases to your supervisor to allow the client to be informed and await further instruction. Do not attempt to repair or replace items on site unless you are trained, competent and authorised to do so. Removal or handling of heavy or difficult items to be subject to a separate manual handling risk assessment	1	4	4	Report all incidents of hazardous or difficult obstacles / obstructions as a near miss and return the near slip to your Manager for action and recording.



Risk Assessment

In accordance with the Health and Safety at Work Act 2015

Ref No 3:2
Date of Issue
January 2020

Hazard	Risk	L	S	R	Control Measures	L	S	R	Further Action Required
Slopes	Machines may slip on slopes or banks due to poor traction of roller drives	2	4	8	Do not operate rotary mowers on slopes above 30 degrees Do not operate rotary mowers when wet grounds conditions cause the machine to sink into the ground.	1	4	4	
Maintenance and cleaning activities	Contact with biological hazards when cleaning used equipment Risk of injury form maintenance tasks	2	3	6	When washing equipment, ensure gloves, water proof clothing and face protection is worn to avoid contamination from biohazards, contaminants Only competent persons to maintain machines. Maintenance to be carried out in accordance with manufacturers recommendations (operators manual).	1	3	3	