











## Risk Assessment

In accordance with the Health and Safety at Work Act 2015

Ref No 3:6  
Date of Issue  
January 2020

<b>Task</b>	Line Trimming	<b>Location</b>	Various
<b>Name of Assessor</b>	Michael O'Keefe		
<b>Job Title</b>	Owner/operator		
<b>Signature</b>		<b>Review Date</b>	10th January 2020
<b>Review Details</b> (Reviewed following change in equipment, activity or incident, or as a minimum on an annual basis)			
<b>Name</b>		<b>Review Date</b>	
<b>Name</b>		<b>Review Date</b>	
<b>Name</b>		<b>Review Date</b>	

Persons at Risk									
Operatives			Public /Visitors				Other Contractors		
Y			Y				Y		
Operative PPE requirements for this operation									
									
Safety Boots	Coveralls	Gloves	Eye Protection	Hearing Protection	Face Protection	Hard Hats	Hi Viz Vest/Clothing	Dust Mask	Wellington Boots
Y	Y	Y	Y	Y	Y	N	Y	N	N
<b>Specific PPE comments or requirements</b> Coveralls means uniform/ clothing, Gloves when fuelling, adjusting or cleaning,									

Estimated Level of Risk (Based on Findings)		
Low (1-4)	Medium (5-12)	High (13-25)
Yes		

Emergency Details			
<b>Nearest A &amp; E:</b>	Cromwell Medical Centre	<b>Telephone No:</b>	03 445 1119
<b>Supervisor Name</b>	Michael O'Keefe	<b>Telephone No:</b>	021 082 46643



## Risk Assessment

In accordance with the Health and Safety at Work Act 2015

Ref No 3:6  
Date of Issue  
January 2020

Severity of Outcome		Rating Given			Likelihood			Rating Given		
First Aid injury or minor property damage		1			Highly Unlikely			1		
Minor injury or property damage		2			Unlikely			2		
Potential lost time injury or short term ill health		3			Medium			3		
Major illness or injury		4			Likely, may occur regularly			4		
Fatal or disabling injury or serious ill health		5			Highly Likely, certain or almost certain to occur			5		

Apply a rating to both likelihood and severity and then multiply together to give actual risk rating of a particular hazard

Hazard	Risk	L	S	R	Control Measures	L	S	R	Further Action Required
Defective Equipment	Defective equipment presents a risk of injury	3	5	15	<p><b>Before use</b>, carry out and record weekly safety checks of machines, pay specific attention to safety devices such as line cutters and guards and cut outs (dead mans handle)</p> <p>If thought to be defective at any time, cease use of machine and attach a defect tag to isolate from use.</p> <p>Report any defects to your Supervisor</p> <p>Ensure machines is regularly serviced in accordance with manufacturers recommendations</p>	1	3	3	
Improper Use	Equipment used incorrectly can cause serious injury to operators and others	4	3	4	<p>Only trained operatives to use equipment, if you are unsure about this seek advice from your Manager</p> <p>Do not permit untrained persons to use equipment.</p> <p>Use equipment in full accordance with manufacturers recommendations as contained in the handbook</p>	1	4	1	
Flying Debris	Line trimming can cause material to be ejected from the cutting area at high speed	3	4	12	<p>Ensure all guards are in place and effective, and that cord is the correct length.</p> <p>Always trim to reduce debris flying out into public areas, by ensuring that safer area is the operators right side and that footpaths or roads are to the left, wherever possible.</p> <p>Do not over rev the engine or dig the trimmer in too low as this increases the chance of catching stones and other material.</p> <p>Avoid trimming next to gravel paths or very loose surfaces as this also increases the flying debris.</p>	1	4	4	
Hot Engine/ parts	Burns to hands from hot engine and exhaust system	3	3	9	<p>Keep hands clear from engine and exhaust, even after use.</p> <p>Hot parts should be correctly guarded, if not then report as defective as above.</p>	1	3	3	

## Risk Assessment

In accordance with the Health and Safety at Work Act 2015

Ref No 3:6  
Date of Issue  
January 2020

Hazard	Risk	L	S	R	Control Measures	L	S	R	Further Action Required
Refuelling/ storing petrol	Contact with harmful substance, Fire, Theft and Risk of pollution	3	3	9	<p>Ensure operatives are briefed on the use of petrol mix and H&amp;S (Hazardous Substances) Regulations 2017</p> <p>Wear gloves when handling petrol and two stroke oil</p> <p>Store petrol in safe jerry can only (max size 10lt).</p> <p>Secure fuel cans when not in use</p> <p>Vehicles carrying petrol to have 1kg Fire extinguisher (Foam or CO2) on board</p> <p>Refill machines on level ground when machine has cooled, using a funnel or pouring spout from petrol can.</p> <p>Do not overfill machine with fuel</p> <p>Clean up all spillages, however small.</p>	1	3	3	
Noise	Excessive noise exposure may contribute to noise induced hearing loss	4	4	16	<p>Report defective equipment and cease use immediately.</p> <p>Wear hearing protection of minimum Class 4.</p>	1	4	4	
Vibration	Exposure to excessive vibration may cause ill health	3	4	12	<p>Ensure operatives are aware of the risks of vibration.</p> <p>Do not grip the handles too tightly.</p> <p>Keep your core body temperature warm and wear gloves to keep hands warm.</p> <p>Make sure the line is the correct length and the line trimmer is in place and effective.</p> <p>Maintain equipment in good order, do not operate faulty or defective equipment.</p>	1	4	4	Record usage times on timesheets provided for risk monitoring purposes
Manual Handling	Risk of injury from lifting machine, manoeuvring machine or poor set up of controls prior to use	2	3	6	<p>Set up the equipment so it balanced on the harness and does not pull on the body.</p> <p>Do not operate the trimmer without a harness as it is not designed to be carried when in use.</p> <p>Do not swing the body left and right violently as this increases the chance of strains.</p> <p>See also 'Site Hazards below' for factors involving manual handling</p>	1	3	3	



## Risk Assessment

In accordance with the Health and Safety at Work Act 2015

Ref No 3:6  
Date of Issue  
January 2020

Hazard	Risk	L	S	R	Control Measures	L	S	R	Further Action Required
Site / Work environment Hazards Site surface hazards	Outdoor sites beyond the control of the company may have slip, trip or fall hazards, such as damaged surfacing/ edgings, manholes and inspection covers, build ups of debris or algae or uneven ground conditions that could lead to slips and trips that result in injury	3	4	12	<p>When working out on sites remain vigilant of site surroundings; Do not walk or work from damaged or defective paving.</p> <p>Do not stand on manhole covers, inspection covers or temporary surfacing as they may give way underfoot.</p> <p>Do not walk backwards as this increases the chances of trips and slips</p> <p>Do not run on site, unless in an emergency, as this also increases the risk of falls and trips.</p> <p>Do not attempt to repair site defects unless you are trained, competent and authorised to do so.</p>	1	4	4	All site defects or damage of this type to be reported as a near miss to enable action to be taken to make safe. Near misses to be reported to your Manager using the pads provided.
Site / Work environment hazards. Unexpected obstacles, obstructions and on site debris	Risk of injury or ill health as a result of trying to attempt or move items that may be in the way; fallen branches, fly-tipped material, damaged or fallen headstones, damaged fencing or other materials.	2	4	8	<p>Do not lift or attempt to move items which are too heavy to lift – (greater than 15kg)</p> <p>Do not move items that could be thought to be heavy, hazardous or harmful without the necessary risk assessment being conducted. In all cases report the matter to your Supervisor and wait for instruction before moving or handling materials or items.</p> <p>Do not move or disturb items that may belong to others or that may be have been damaged, report <b>all cases</b> to your supervisor to allow the client to be informed and await further instruction.</p> <p>Do not attempt to repair or replace items on site unless you are trained, competent and authorised to do so.</p> <p>Removal or handling of heavy or difficult items to be subject to a separate manual handling risk assessment</p>	1	4	4	Report all incidents of hazardous or difficult obstacles / obstructions as a near miss and return the near slip to your Manager for action and recording.
Slopes	Standing on slopes may lead to slips or trips that are more hazardous as a result of the fall	2	4	8	<p>Do not stand on slopes above 30 degrees or when it is physically difficult to stand.</p> <p>Do not try and step up slopes that are loose surfaced and more likely to give way under foot</p> <p>Do not operate equipment above other colleagues or pedestrians</p>	1	4	4	



## Risk Assessment

In accordance with the Health and Safety at Work Act 2015

Ref No 3:6  
Date of Issue  
January 2020

Hazard	Risk	L	S	R	Control Measures	L	S	R	Further Action Required
Injuries to others/ members of the public	Members of the public, particularly children or animals may not understand or recognise the risk of using equipment	2	4	8	Carry out work when areas are not busy. Never leave equipment running when unattended. If approached or confronted with people or animals, switch off immediately. If areas get too busy then cease work and then return at a quieter time	1	4	4	
Maintenance and cleaning activities	Contact with biological hazards when cleaning used equipment  Risk of injury from maintenance tasks	2	3	6	When cleaning or adjusting the cord head, wear gloves to avoid getting hands dirty. Only competent persons to maintain machines. Maintenance to be carried out in accordance with manufacturers recommendations (operators manual).	1	3	3	