











Task	Pesticide Application with a Knapsack Sprayer	Location	Various
Name of Assessor	Michael O'Keefe		
Job Title	Owner/operator		
Signature		Review Date	10th January 2020
Review Details (Reviewed following change in equipment, activity or incident, or as a minimum on an annual basis)			
Name		Review Date	
Name		Review Date	

Persons at Risk									
Operatives			Public /Visitors				Other Contractors		
Y			Y				Y		
Operative PPE requirements for this operation									
 Safety Boots	 Coveralls	 Gloves	 Eye Protection	 Hearing Protection	 Face Protection	 Hard Hats	 Hi Viz Vest/ Clothing	 Respirator	 Wellington Boots
Y	Y	Y Nitrile	Y/N	N	Y when mixing	N	Y on highways	Y Depending on product	Y when mixing
Specific PPE comments or requirements Always read the label and comply with the specific HSNO assessment requirements									

Estimated Level of Risk (Based on Findings)		
Low (1-4)	Medium (5-12)	High (13-25)
	Yes	

Emergency Details			
Nearest A & E:	Cromwell Medical Centre	Telephone No:	03 445 1119
Supervisor Name	Michael O'Keefe	Telephone No:	021 082 46643

Risk Assessment

In accordance with the Health and Safety at Work Act 2015

Ref No 4.4
Date of Issue
January 2020

Likelihood		Rating Given			Severity of Outcome			Rating Given		
Highly Unlikely		1			First Aid injury or minor property damage			1		
Unlikely		2			Minor injury or property damage			2		
Medium		3			Potential lost time injury or short term ill health			3		
Likely, may occur regularly		4			Major illness or injury			4		
Highly Likely, certain or almost certain to occur		5			Fatal or disabling injury or serious ill health			5		
Hazard	Risk	L	S	R	Control Measures	L	S	R	Further Action Required	
Use of hazardous materials	Using irritant or harmful substances can cause ill health	4	4	16	Always avoid the use of materials that are hazardous to health wherever possible or practicable. If pesticides must be used, ensure that the lowest risk is presented at all times, in line with the principles of prevention of the HSNO regulations. Only persons who hold NZQA - Manage Agrichemicals in Accordance with NZS 8409:2004 to handle, mix or apply pesticides. Always read the label of the product, the HSNO assessment and Safety Data Sheet. Always follow the instructions in terms of handling storage and PPE requirements specific to the product. Do not apply pesticides during windy or wet conditions as this increases drift or contamination of non target areas	1	4	4		
Manual Handling	Lifting, carrying heavy water containers or knapsack can cause strains or injury	3	3	9	Do not use knapsacks if an existing back problem increases the risk of injury or strain. When putting on knapsack, do not lift from the ground straight onto the back. Place the pack onto a bench or vehicle side to avoid excessive bending and straining,	3	1	6		
Slips trips or falls	Minor slips or trips may be made worse when wearing a knapsack	3	4	12	Keep work area clear. Always check the work area to identify any trip hazards. Do not walk backwards or into areas where the surfacing cannot be seen.	1	4	4		
Defective equipment	Defective equipment may expose operators to risk or cause excessive application of products, resulting in damage to the environment	3	3	9	Always check spraying equipment prior to use. Check condition of hoses, nozzles, tank seals and straps to ensure that there are no hazards in terms of leaks, poor application or handling difficulties. Always read the instruction and understand the nozzle types for the product and spray to be delivered.	1	3	3		

Apply a rating to both likelihood and severity and then multiply together to give actual risk rating of a particular hazard

Risk Assessment

In accordance with the Health and Safety at Work Act 2015

Ref No 4.4
Date of Issue
January 2020

Spillage or contamination of environment	Some materials may present a risk to the environment if spilled or leaked	3	2	6	<p>Minimise the amount of concentrate product taken out into the field by mixing in the depot wherever possible, Store pesticides at all times in lockable stores, whether in depots or on site / vehicles.</p> <p>Maintain and keep pesticide stock records so that material can be identified and accounted for at all times</p> <p>All operatives to record application of pesticides in the application logs to ensure that appropriate records are kept</p> <p>Always mix chemicals away from water or absorbent soil/ ground types, mix and handle on non- permeable surfaces such as concrete.</p> <p>Ensure sufficient means of spillage equipment is available</p> <p>Dispose of containers equipment through the licensed bins and not in the general waste bins or skips.</p>	1	2	2	
Risk to the public	Some materials may cause illness injury to persons or animals	3	3	9	<p>Always avoid the use of materials that are hazardous to health wherever possible or practicable.</p> <p>If pesticides must be used, ensure that the lowest risk is presented at all times, in line with the principles of prevention of the HSNO regulations.</p> <p>In the event of applying material that is a risk to the public or animals, the work area must be segregated as indicated in the safety data sheet and HSNO assessments.</p>	1	3	3	