











## Risk Assessment

In accordance with the Health and Safety at Work Act 2015

Ref No 4.6  
Date of Issue  
January 2020

<b>Task</b>	Use of Chainsaws in Amenity Works (non aboricultural)	<b>Location</b>	Various
<b>Name of Assessor</b>	Michael O'Keefe		
<b>Job Title</b>	Owner/operator		
<b>Signature</b>		<b>Review Date</b>	10th January 2020
<b>Review Details</b> (Reviewed following change in equipment, activity or incident, or as a minimum on an annual basis)			
<b>Name</b>		<b>Review Date</b>	
<b>Name</b>		<b>Review Date</b>	
<b>Name</b>		<b>Review Date</b>	

Persons at Risk									
Operatives			Public /Visitors				Other Contractors		
Y			Y				Y		
Operative PPE requirements for this operation									
									
Y	Y Non snag or loose	Y Chainsaw protective gloves	Y	Hard hat, Visor and Ear Defender Combi Unit			N	Y Depn't on species	Y
<b>Specific PPE comments or requirements</b>									
Hi Viz can cause a snag hazard so should be worn when on highways but not when operating the saw									

Estimated Level of Risk (Based on Findings)		
Low (1-4)	Medium (5-12)	High (13-25)
	Yes	

Emergency Details			
<b>Nearest A &amp; E:</b>	Cromwell Medical Centre	<b>Telephone No:</b>	03 445 1119
<b>Supervisor Name</b>	Michael O'Keefe	<b>Telephone No:</b>	021 082 46643



## Risk Assessment

In accordance with the Health and Safety at Work Act 2015

**Ref No 4.6**  
**Date of Issue**  
**January 2020**

Likelihood		Rating Given			Severity of Outcome			Rating Given		
Highly Unlikely		1			First Aid injury or minor property damage			1		
Unlikely		2			Minor injury or property damage			2		
Medium		3			Potential lost time injury or short term ill health			3		
Likely, may occur regularly		4			Major illness or injury			4		
Highly Likely, certain or almost certain to occur		5			Fatal or disabling injury or serious ill health			5		

Apply a rating to both likelihood and severity and then multiply together to give actual risk rating of a particular hazard

Hazard	Risk	L	S	R	Control Measures	L	S	R	Further Action Required
Defective Equipment	Chainsaws are dangerous machines and defects could be fatal	4	5	20	<p>All equipment to rigorously checked daily prior to use</p> <p>All controls to be inspected and checked to make sure they are working correctly, including chain-brake and stop switch</p> <p>Ensure blades and guards are checked daily to ensure safety, this includes the blade cover as it is to be considered as part of the machine</p> <p>Defective equipment or equipment that is thought to be defective must not be used and isolated from others, by attaching a defect tag to the machine and reporting the defect to the Supervisor or Manager</p> <p>Do not overload the saw by attempting to cut timber that is too large for the saw and bar.</p>	2	4	8	
Unauthorised or untrained use	Untrained or unauthorised use may lead to serious injury	3	5	15	<p>Only trained and competent persons to operate chainsaws. Operators are required to have completed NZQA Qualificaton 6917 - Demonstrate Basic Chainsaw Operation</p>	2	4	8	
Kick back	Use of chainsaws in amenity, shrub and hedge use can increase the risks of serious injury through kickback of the chain bar	3	5	15	<p>Operate machinery in accordance with training and instruction.</p> <p>Do not put chainsaws into close groups of multi stems as this increases the risk of the bar kicking back</p> <p>Do not stretch out when using a chainsaw; maintain a good grip and a strong posture.</p> <p>Always use two hands when using a chainsaw on the ground.</p> <p>Do not operate the chainsaw unless all safety features are in place and fully operational</p>	1	4	4	
Slips, trips and falls	Slips and trips may be more serious when operating a chainsaw	4	3	12	<p>Keep area clear of debris and cuttings</p> <p>Make sure work area does not become untidy</p> <p>Engage chain brake if you need to move around in the work area</p>	2	3	6	
Noise	Chainsaws emit noise above 100dB(A)	4	4	16	<p>Wear ear protection when using a chainsaw with a minimum of Class 5.</p> <p>Excessive noise or vibration must be reported as a defect</p>	1	4	4	



## Risk Assessment

In accordance with the Health and Safety at Work Act 2015

Ref No 4.6  
Date of Issue  
January 2020

Hazard	Risk	L	S	R	Control Measures	L	S	R	Further Action Required
Vibration	Use of chainsaws can expose operatives to risk	3	4	12	Observe guidance times for use of machines and ensure that trigger times are not exceeded Ensure the saw has been correctly maintained and that AV fittings are replaced every year. Report defects that may increase vibration levels immediately and remove from use any tools that vibrates excessively.	1	4	4	
Dust	Material being cut can hold noxious or hazardous dusts	3	4	12	Be aware of tree species that emit dusts and wear appropriate dust protection masks. Avoid whenever possible the cutting of species that carry dust when in leaf.	1	4	4	
Risks to public and visitors	Operating equipment in public places may cause injury or disturbance to other persons	3	4	12	Ensure that the work area is segregated from the public and appropriate warnings are in place. Avoid busy times to reduce risk If working on highways be aware of traffic and pedestrian movements when planning the safe work area.	1	4	4	
Manual Handling	Continued use of chainsaws is physically tiring and can cause mistakes through fatigue	3	3	9	Do not over exert when using a saw, allow the saw to do the work Make sure the chain is sharpened and working correctly to avoid excessive force being applied Take regular breaks and be aware of your own tiredness in the work Do not work with your body in awkward positions for prolonged periods of time as this increases the risk of handling related injuries	1	3	3	
Maintenance and cleaning	Maintenance and cleaning may expose operatives to hazardous fluids or materials or exposed blades	3	3	9	Before maintenance or removing of guards and panels, always ensure that the engine is switched off, the key is removed and the machine is at full rest. When cleaning, always wear protective clothing to avoid becoming contaminated with cleaning materials or with contaminants from use on site.	1	3	3	